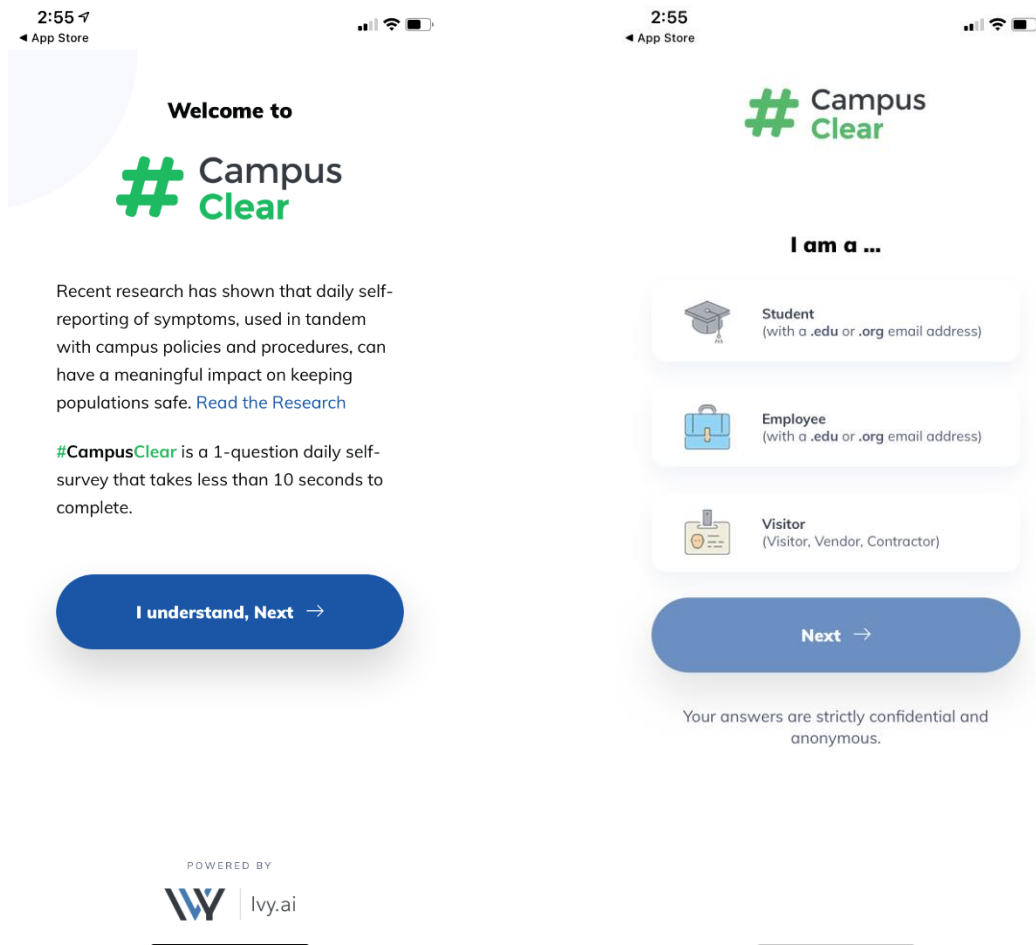


CampusClear Enrollment Instructions

1. Download the app:
 - a. Google Play - <https://play.google.com/store/apps/details?id=com.campusclear>
 - b. Apple App Store - <https://apps.apple.com/app/campusclear/id1516163872?l>
 - c. Web App: <https://web.ivy.ai/app/campusclear>
2. Open the app and follow the prompts for setup.
3. Select your status: Student, Employee, or Visitor.



4. Enter your Hendrix .edu email account.
5. A confirmation email will be sent to your Hendrix email account. Open the email (check your clutter and junk mail folders if it is not in your inbox) and click “Confirm” email.

2:55

◀ App Store

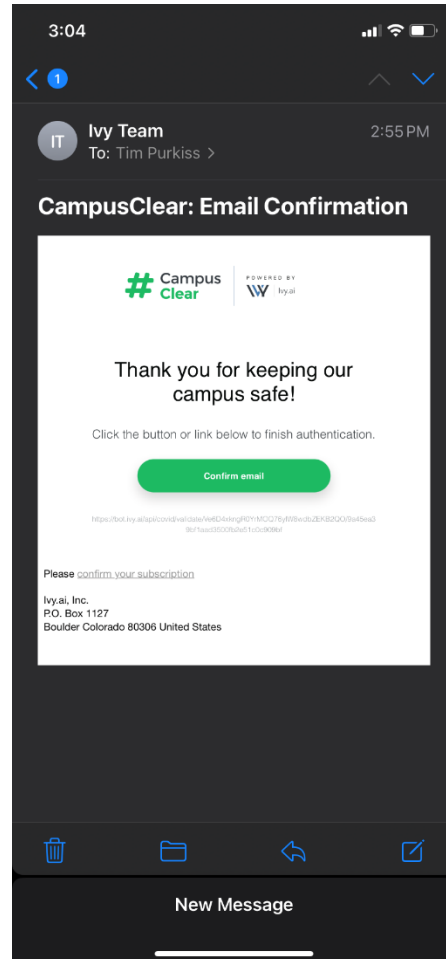
←

Campus
Clear

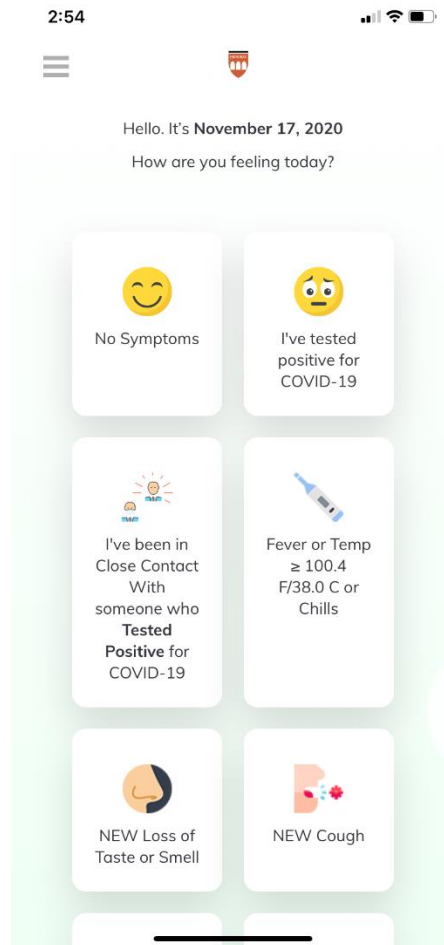
Enter your school email address
(eg .edu)

Email Address

Submit →

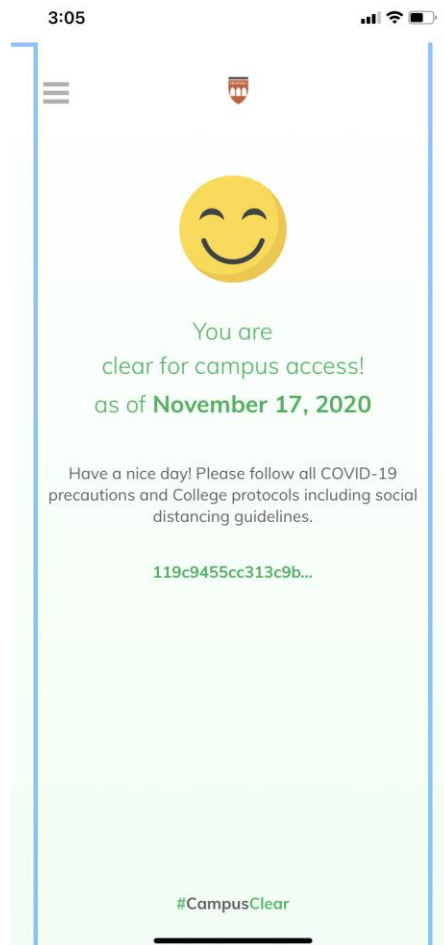


6. Return to the app and continue the setup prompts.
 - a. Be sure to allow Notifications so that you will receive daily reminders to complete your daily health screening.
7. Click “Start” and begin using the app.



How it works:

Each day, via the app, you will be presented with a single question. All you need to do is answer honestly. After you submit your response, the app will either present you with a campus “FastPass” (permission to visit campus or go to in-person classes) or inform you of the appropriate steps you need to take.



What is collected:

Only two pieces of information are stored. Your name or any other personally identifiable information is NOT collected. Locations via GPS or Bluetooth are NOT collected either.

1. Your .edu email address is recorded to verify that you are affiliated with Hendrix College. For campus visitors, a phone number is recorded. It will be stored and encrypted. It may be decrypted by authorized college personnel for the purposes of campus management.
2. Your daily survey response will be recorded.

You can delete or purge your account at any time. All data will be deleted when use of the app is discontinued. Information will never be disclosed to any third party.