

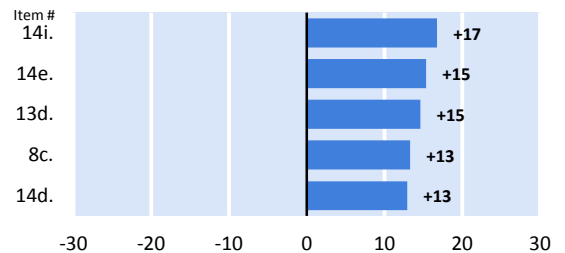
Item Comparisons

By examining individual NSSE questions, you can better understand what contributes to your institution's performance on Engagement Indicators and High-Impact Practices. This section displays the five questions^a on which your first-year and senior students scored the highest and the five questions on which they scored the lowest, relative to students in your comparison group. Parenthetical notes indicate whether an item belongs to a specific Engagement Indicator or is a High-Impact Practice. While these questions represent the largest differences (in percentage points), they may not be the most important to your institutional mission or current program or policy goals. For additional results, refer to your *Frequencies and Statistical Comparisons* report.

First-year

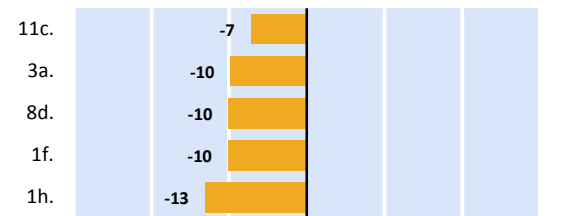
Highest Performing Relative to Carnegie Class

- Inst. emphasizes... Attending events that address important social/econ./polit. issues^c (SE)
- Inst. emphasizes... Providing opportunities to be involved socially^c (SE)
- Quality of interactions with... Student services staff...^d (QI)
- Discussions with... People with religious beliefs other than your own^b (DD)
- Inst. emphasizes... Encouraging contact among students from different backgrounds...^c (SE)



Lowest Performing Relative to Carnegie Class

- Participated in a learning community or some other formal program where... (HIP)
- Talked about career plans with a faculty member^b (SF)
- Discussions with... People with political views other than your own^b (DD)
- Explained course material to one or more students^b (CL)
- Worked with other students on course projects or assignments^b (CL)

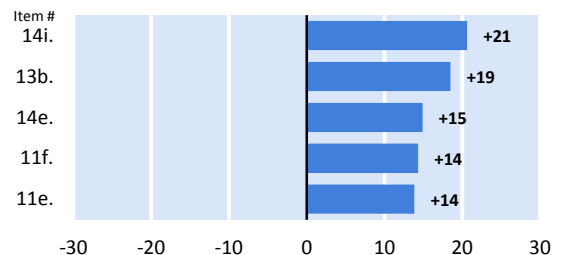


Percentage Point Difference with Carnegie Class

Senior

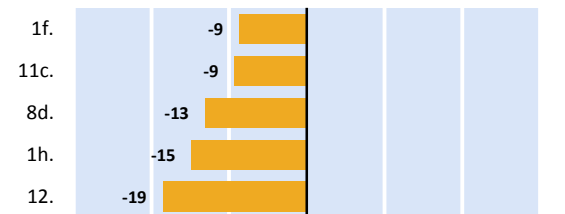
Highest Performing Relative to Carnegie Class

- Inst. emphasizes... Attending events that address important social/econ./polit. issues^c (SE)
- Quality of interactions with... Academic advisors^d (QI)
- Inst. emphasizes... Providing opportunities to be involved socially^c (SE)
- Completed a culminating senior experience (...) (HIP)
- Worked with a faculty member on a research project (HIP)



Lowest Performing Relative to Carnegie Class

- Explained course material to one or more students^b (CL)
- Participated in a learning community or some other formal program where... (HIP)
- Discussions with... People with political views other than your own^b (DD)
- Worked with other students on course projects or assignments^b (CL)
- About how many...courses have included a community-based project (service-learning)?^e (HIP)



Percentage Point Difference with Carnegie Class

a. The displays on this page draw from the 53 items that make up the ten Engagement Indicators and six High-Impact Practices. Key to abbreviations: HO = Higher-Order Learning, RI = Reflective & Integrative Learning, LS = Learning Strategies, QR = Quantitative Reasoning, CL = Collaborative Learning, DD = Discussions with Diverse Others, SF = Student-Faculty Interaction, ET = Effective Teaching Practices, QI = Quality of Interactions, SE = Supportive Environment, HIP = High-Impact Practice.

Item numbering corresponds to the survey facsimile included in your Institutional Report and available on the NSSE Web site.

b. Combination of students responding "Very often" or "Often."

c. Combination of students responding "Very much" or "Quite a bit."

d. Rated at least 6 on a 7-point scale.

e. Percentage reporting at least "Some."